



Location: ACL1 - City Hall

Report on 24-hour TSP monitoring  
Action Level ( $\mu\text{g}/\text{m}^3$ ) - 163  
Limit Level ( $\mu\text{g}/\text{m}^3$ ) - 260

Date	Sampling Time	Weather Condition	Filter paper no.	Filter Weight, g		Elapse Time, hr		Sampling Time, hr	Flow Rate, $\text{m}^3/\text{min}$			Total Volume, $\text{m}^3$	TSP Level, $\mu\text{g}/\text{m}^3$
				Initial	Final	Initial	Final		Initial, $Q_{si}$	Final, $Q_{sf}$	Average		
04-Feb-14	08:00	Cloudy	007906	2.8474	2.9809	2098.09	2122.09	24.00	1.30	1.30	1.30	1873	71
10-Feb-14	08:00	Cloudy	006360	2.6796	2.7676	2125.10	2149.10	24.00	1.30	1.30	1.30	1877	47
15-Feb-14	08:00	Cloudy	007843	2.8498	2.9937	2152.10	2176.10	24.00	1.30	1.30	1.30	1868	77
21-Feb-14	08:00	Cloudy	007940	2.8514	3.0315	2192.10	2216.10	24.00	1.31	1.31	1.31	1884	96
27-Feb-14	08:00	Cloudy	007910	2.8316	2.9691	2228.87	2252.87	24.00	1.30	1.31	1.30	1876	73

Report on 1-hour TSP monitoring  
Action Level ( $\mu\text{g}/\text{m}^3$ ) - 460  
Limit Level ( $\mu\text{g}/\text{m}^3$ ) - 500

Date	Sampling Time	Weather Condition	Filter paper no.	Filter Weight, g		Elapse Time, hr		Sampling Time, hr	Flow Rate, $\text{m}^3/\text{min}$			Total Volume, $\text{m}^3$	TSP Level, $\mu\text{g}/\text{m}^3$
				Initial	Final	Initial	Final		Initial, $Q_{si}$	Final, $Q_{sf}$	Average		
05-Feb-14	08:49	Cloudy	006365	2.6269	2.6291	2122.10	2123.10	1.00	1.30	1.30	1.30	78	28
05-Feb-14	09:53	Cloudy	006364	2.6392	2.6423	2123.10	2124.10	1.00	1.30	1.30	1.30	78	40
05-Feb-14	10:58	Cloudy	006363	2.6951	2.6973	2124.10	2125.10	1.00	1.30	1.30	1.30	78	28
11-Feb-14	08:24	Cloudy	007744	2.6193	2.6221	2149.10	2150.10	1.00	1.30	1.30	1.30	78	36
11-Feb-14	09:29	Cloudy	007845	2.8527	2.8549	2150.10	2151.10	1.00	1.30	1.30	1.30	78	28
11-Feb-14	10:32	Cloudy	007844	2.8567	2.8594	2151.10	2152.10	1.00	1.30	1.30	1.30	78	35
17-Feb-14	08:36	Cloudy	006353	2.6717	2.6783	2176.10	2177.10	1.00	1.29	1.29	1.29	77	85
17-Feb-14	09:49	Cloudy	006328	2.6015	2.6080	2177.10	2178.10	1.00	1.29	1.29	1.29	77	84
17-Feb-14	10:53	Cloudy	006327	2.6156	2.6230	2178.10	2179.10	1.00	1.29	1.29	1.29	77	96
22-Feb-14	08:28	Cloudy	008057	2.8202	2.8216	2216.09	2217.09	1.00	1.30	1.30	1.30	78	18
22-Feb-14	09:37	Cloudy	008056	2.8225	2.8256	2217.09	2218.09	1.00	1.30	1.30	1.30	78	40
22-Feb-14	10:47	Cloudy	008055	2.8142	2.8172	2218.09	2219.09	1.00	1.30	1.30	1.30	78	38
28-Feb-14	16:00	Cloudy	008060	2.8101	2.8170	2252.87	2253.87	1.00	1.30	1.30	1.30	78	88
01-Mar-14	08:00	Cloudy	008098	2.8308	2.8349	2253.87	2254.87	1.00	1.26	1.30	1.28	77	53
01-Mar-14	09:05	Cloudy	008132	2.8278	2.8360	2254.87	2255.87	1.00	1.26	1.26	1.26	76	108

\*Remarks: With respect to the interruption of electricity supply on 28 Feb 2014, the 1hr TSP monitoring at ACL1 on 28 Feb 2014 was extended to 1 March 2014.



Location: ACL2a - Contractor HK/2012/08 Site office

Report on 24-hour TSP monitoring

Action Level ( $\mu\text{g}/\text{m}^3$ ) - 187.3

Limit Level ( $\mu\text{g}/\text{m}^3$ ) - 260

Date	Sampling Time	Weather Condition	Filter paper no.	Filter Weight, g		Elapse Time, hr		Sampling Time, hr	Flow Rate, $\text{m}^3/\text{min}$			Total Volume, $\text{m}^3$	TSP Level, $\mu\text{g}/\text{m}^3$
				Initial	Final	Initial	Final		Initial, $Q_{si}$	Final, $Q_{sf}$	Average		
04-Feb-14	08:00	Cloudy	007707	2.6487	2.8274	1376.84	1400.84	24.00	1.24	1.24	1.24	1781	100
10-Feb-14	08:00	Cloudy	007700	2.6335	2.7340	1403.85	1427.85	24.00	1.25	1.26	1.26	1808	56
15-Feb-14	08:00	Cloudy	007924	2.8651	3.0800	1430.85	1454.85	24.00	1.25	1.25	1.25	1797	120
21-Feb-14	08:00	Cloudy	007937	2.8483	3.0521	1457.84	1481.84	24.00	1.15	1.14	1.14	1647	124
27-Feb-14	08:00	Cloudy	007951	2.8615	3.0088	1484.85	1508.85	24.00	1.13	1.19	1.16	1670	88

Report on 1-hour TSP monitoring

Action Level ( $\mu\text{g}/\text{m}^3$ ) - 300.1

Limit Level ( $\mu\text{g}/\text{m}^3$ ) - 500

Date	Sampling Time	Weather Condition	Filter paper no.	Filter Weight, g		Elapse Time, hr		Sampling Time, hr	Flow Rate, $\text{m}^3/\text{min}$			Total Volume, $\text{m}^3$	TSP Level, $\mu\text{g}/\text{m}^3$
				Initial	Final	Initial	Final		Initial, $Q_{si}$	Final, $Q_{sf}$	Average		
05-Feb-14	10:50	Cloudy	007866	2.8277	2.8406	1400.84	1401.84	1.00	1.24	1.24	1.24	74	174
05-Feb-14	13:00	Cloudy	007869	2.8403	2.8425	1401.84	1402.84	1.00	1.24	1.24	1.24	74	30
05-Feb-14	14:30	Cloudy	007698	2.6197	2.6266	1402.84	1403.84	1.00	1.24	1.24	1.24	74	93
11-Feb-14	09:35	Cloudy	007847	2.8480	2.8495	1427.85	1428.85	1.00	1.26	1.26	1.26	75	20
11-Feb-14	10:40	Cloudy	007850	2.8494	2.8509	1428.85	1429.85	1.00	1.26	1.26	1.26	75	20
11-Feb-14	14:05	Cloudy	007921	2.8582	2.8621	1429.85	1430.85	1.00	1.26	1.26	1.26	75	52
17-Feb-14	08:30	Cloudy	007859	2.8326	2.8420	1454.85	1455.85	1.00	1.24	1.24	1.24	74	127
17-Feb-14	09:33	Cloudy	007931	2.8403	2.8510	1455.85	1456.85	1.00	1.24	1.24	1.24	74	144
17-Feb-14	10:47	Cloudy	007934	2.8525	2.8656	1456.85	1457.85	1.00	1.24	1.24	1.24	74	176
22-Feb-14	09:15	Cloudy	007942	2.8409	2.8472	1481.84	1482.85	1.01	1.14	1.19	1.16	70	90
22-Feb-14	10:23	Cloudy	007945	2.8439	2.8526	1482.85	1483.85	1.00	1.19	1.19	1.19	71	122
22-Feb-14	13:00	Cloudy	007948	2.8436	2.8502	1483.85	1484.85	1.00	1.14	1.19	1.16	70	95
28-Feb-14	08:42	Cloudy	007973	2.8593	2.8663	1508.85	1509.85	1.00	1.24	1.24	1.24	74	94
28-Feb-14	10:05	Cloudy	008090	2.8341	2.8397	1509.85	1510.85	1.00	1.24	1.24	1.24	74	75
28-Feb-14	13:00	Cloudy	008091	2.8299	2.8495	1510.85	1511.85	1.00	1.19	1.19	1.19	71	275



Location: ACL1 - City Hall

## Report on 24-hour TSP monitoring

Action Level ( $\mu\text{g}/\text{m}^3$ ) - 163Limit Level ( $\mu\text{g}/\text{m}^3$ ) - 260

Date	Sampling Time	Weather Condition	Filter paper no.	Filter Weight, g		Elapse Time, hr		Sampling Time, hr	Flow Rate, $\text{m}^3/\text{min}$			Total Volume, $\text{m}^3$	TSP Level, $\mu\text{g}/\text{m}^3$
				Initial	Final	Initial	Final		Initial, $Q_{si}$	Final, $Q_{sf}$	Average		
13-Mar-14	08:00	Cloudy	008191	2.8146	2.9478	2298.34	2322.37	24.03	1.26	1.26	1.26	1819	73
15-Mar-14	08:00	Cloudy	007915	2.8448	2.9531	2322.37	2346.37	24.00	1.27	1.26	1.26	1820	60
18-Mar-14	15:00	Cloudy	008216	2.8345	2.9963	2377.74	2401.74	24.00	1.26	1.26	1.26	1811	89
22-Mar-14	08:00	Fine	008213	2.8166	2.9915	2409.74	2433.74	24.00	1.30	1.30	1.30	1876	93
28-Mar-14	08:00	Rainy	008287	2.8400	2.9525	2436.74	2460.73	23.99	1.22	1.22	1.22	1755	64

\* Due to interruption of electricity supply, the 24hr TSP was rescheduled from 5, 11 and 17 March 2014 to 13, 15 and 18 March 2014 respectively.

## Report on 1-hour TSP monitoring

Action Level ( $\mu\text{g}/\text{m}^3$ ) - 460Limit Level ( $\mu\text{g}/\text{m}^3$ ) - 500

Date	Sampling Time	Weather Condition	Filter paper no.	Filter Weight, g		Elapse Time, hr		Sampling Time, hr	Flow Rate, $\text{m}^3/\text{min}$			Total Volume, $\text{m}^3$	TSP Level, $\mu\text{g}/\text{m}^3$
				Initial	Final	Initial	Final		Initial, $Q_{si}$	Final, $Q_{sf}$	Average		
06-Mar-14	08:46	Cloudy	008043	2.8204	2.8245	2268.38	2269.38	1.00	1.31	1.30	1.31	78	52
06-Mar-14	09:48	Cloudy	008042	2.8304	2.8345	2269.38	2270.38	1.00	1.31	1.30	1.30	78	52
06-Mar-14	10:55	Cloudy	008041	2.8314	2.8362	2270.38	2271.38	1.00	1.34	1.34	1.34	81	60
12-Mar-14	08:10	Cloudy	008178	2.8247	2.8372	2282.82	2283.82	1.00	1.30	1.30	1.30	78	160
12-Mar-14	09:30	Cloudy	008180	2.8194	2.8260	2283.82	2284.82	1.00	1.26	1.26	1.26	76	87
12-Mar-14	11:00	Cloudy	008182	2.8264	2.8312	2284.82	2285.82	1.00	1.30	1.30	1.30	78	62
18-Mar-14	08:35	Cloudy	008077	2.8237	2.8304	2370.37	2371.37	1.00	1.28	1.28	1.28	77	87
18-Mar-14	09:38	Cloudy	008076	2.8265	2.8313	2371.37	2372.37	1.00	1.28	1.28	1.28	77	63
18-Mar-14	10:41	Cloudy	008075	2.8346	2.8398	2372.37	2373.37	1.00	1.26	1.26	1.26	76	69
24-Mar-14	09:15	Fine	008249	2.8256	2.8316	2433.74	2434.74	1.00	1.26	1.26	1.26	76	79
24-Mar-14	10:24	Fine	008252	2.8331	2.8364	2434.74	2435.74	1.00	1.30	1.30	1.30	78	42
24-Mar-14	13:00	Fine	008284	2.8229	2.8261	2435.74	2436.74	1.00	1.30	1.30	1.30	78	41
29-Mar-14	09:15	Rainy	008297	2.8381	2.8425	2460.73	2461.73	1.00	1.22	1.22	1.22	73	60
29-Mar-14	10:35	Rainy	008299	2.8260	2.8293	2461.73	2462.73	1.00	1.22	1.22	1.22	73	45
29-Mar-14	13:00	Rainy	008302	2.8339	2.8386	2462.73	2463.73	1.00	1.22	1.22	1.22	73	64



Location: ACL2a - Contractor HK/2012/08 Site office

Report on 24-hour TSP monitoring  
Action Level ( $\mu\text{g}/\text{m}^3$ ) - 187.3  
Limit Level ( $\mu\text{g}/\text{m}^3$ ) - 260

Date	Sampling Time	Weather Condition	Filter paper no.	Filter Weight, g		Elapse Time, hr		Sampling Time, hr	Flow Rate, $\text{m}^3/\text{min}$			Total Volume, $\text{m}^3$	TSP Level, $\mu\text{g}/\text{m}^3$
				Initial	Final	Initial	Final		Initial, $Q_{si}$	Final, $Q_{sf}$	Average		
05-Mar-14	08:00	Cloudy	008084	2.8308	3.0447	1511.85	1535.85	24.00	1.24	1.19	1.22	1751	122
11-Mar-14	08:00	Cloudy	008066	2.8415	2.9265	1538.85	1562.86	24.01	1.19	1.18	1.19	1709	50
17-Mar-14	08:00	Cloudy	008236	2.8296	3.0415	1565.86	1589.86	24.00	1.24	1.23	1.23	1775	119
22-Mar-14	08:00	Fine	008275	2.8385	3.0072	1593.95	1617.95	24.00	1.14	1.14	1.14	1637	103
28-Mar-14	08:00	Rainy	008310	2.8253	3.0259	1620.78	1644.78	24.00	1.08	1.08	1.08	1548	130

Report on 1-hour TSP monitoring  
Action Level ( $\mu\text{g}/\text{m}^3$ ) - 300.1  
Limit Level ( $\mu\text{g}/\text{m}^3$ ) - 500

Date	Sampling Time	Weather Condition	Filter paper no.	Filter Weight, g		Elapse Time, hr		Sampling Time, hr	Flow Rate, $\text{m}^3/\text{min}$			Total Volume, $\text{m}^3$	TSP Level, $\mu\text{g}/\text{m}^3$
				Initial	Final	Initial	Final		Initial, $Q_{si}$	Final, $Q_{sf}$	Average		
06-Mar-14	09:00	Cloudy	008101	2.8201	2.8236	1535.85	1536.85	1.00	1.14	1.14	1.14	68	51
06-Mar-14	10:10	Cloudy	008104	2.8260	2.8292	1536.85	1537.85	1.00	1.14	1.14	1.14	68	47
06-Mar-14	13:00	Cloudy	008131	2.8222	2.8255	1537.85	1538.85	1.00	1.14	1.14	1.14	68	48
12-Mar-14	09:10	Cloudy	008128	2.8317	2.8422	1562.86	1563.86	1.00	1.13	1.13	1.13	68	155
12-Mar-14	13:00	Cloudy	008125	2.8204	2.8340	1563.86	1564.86	1.00	1.23	1.23	1.23	74	184
12-Mar-14	14:50	Cloudy	008184	2.8160	2.8253	1564.86	1565.86	1.00	1.18	1.18	1.18	71	131
18-Mar-14	09:04	Cloudy	008193	2.8202	2.8276	1589.86	1590.86	1.00	1.18	1.18	1.18	71	105
18-Mar-14	13:05	Cloudy	008273	2.8236	2.8289	1590.86	1591.86	1.00	1.18	1.18	1.18	71	75
18-Mar-14	15:20	Cloudy	007853	2.8506	2.8544	1591.86	1592.86	1.00	1.18	1.18	1.18	71	54
24-Mar-14	08:32	Fine	008037	2.8335	2.8395	1617.95	1618.95	1.00	1.24	1.24	1.24	74	81
24-Mar-14	09:38	Fine	008149	2.8146	2.8205	1618.95	1619.95	1.00	1.24	1.24	1.24	74	80
24-Mar-14	10:55	Fine	007964	2.8694	2.8747	1619.95	1620.95	1.00	1.24	1.24	1.24	74	71
29-Mar-14	08:45	Rainy	008160	2.8224	2.8294	1644.78	1645.78	1.00	1.10	1.10	1.10	66	106
29-Mar-14	09:49	Rainy	008134	2.8177	2.8232	1645.78	1646.78	1.00	1.10	1.10	1.10	66	83
29-Mar-14	10:54	Rainy	008137	2.8172	2.8247	1646.78	1647.78	1.00	1.13	1.13	1.13	68	111



Location: ACL1 - City Hall

Report on 24-hour TSP monitoring  
Action Level ( $\mu\text{g}/\text{m}^3$ ) - 163  
Limit Level ( $\mu\text{g}/\text{m}^3$ ) - 260

Date	Sampling Time	Weather Condition	Filter paper no.	Filter Weight, g		Elapse Time, hr		Sampling Time, hr	Flow Rate, $\text{m}^3/\text{min}$			Total Volume, $\text{m}^3$	TSP Level, $\mu\text{g}/\text{m}^3$
				Initial	Final	Initial	Final		Initial, $Q_{si}$	Final, $Q_{sf}$	Average		
03-Apr-14	08:00	Rainy	008371	2.8592	2.9005	2463.73	2487.73	24.00	1.22	1.22	1.22	1761	23
09-Apr-14	08:00	Rainy	008410	2.8240	2.8994	2490.73	2514.73	24.00	1.33	1.33	1.33	1920	39
15-Apr-14	08:00	Fine	008420	2.8633	3.0470	2517.73	2541.73	24.00	1.33	1.33	1.33	1920	96
21-Apr-14	08:00	Rainy	008433	2.8500	2.9998	2544.73	2568.73	24.00	1.28	1.28	1.28	1843	81
26-Apr-14	08:00	Rainy	008790	2.8468	2.9283	2571.73	2595.73	24.00	1.32	1.32	1.32	1898	43

Report on 1-hour TSP monitoring  
Action Level ( $\mu\text{g}/\text{m}^3$ ) - 460  
Limit Level ( $\mu\text{g}/\text{m}^3$ ) - 500

Date	Sampling Time	Weather Condition	Filter paper no.	Filter Weight, g		Elapse Time, hr		Sampling Time, hr	Flow Rate, $\text{m}^3/\text{min}$			Total Volume, $\text{m}^3$	TSP Level, $\mu\text{g}/\text{m}^3$
				Initial	Final	Initial	Final		Initial, $Q_{si}$	Final, $Q_{sf}$	Average		
04-Apr-14	09:18	cloudy	008163	2.8200	2.8291	2487.73	2488.73	1.00	1.30	1.30	1.30	78	117
04-Apr-14	10:25	cloudy	008404	2.8310	2.8369	2488.73	2489.73	1.00	1.26	1.26	1.26	76	78
04-Apr-14	13:00	cloudy	008407	2.8523	2.8591	2489.73	2490.73	1.00	1.34	1.34	1.34	80	85
10-Apr-14	09:09	Rainy	008413	2.8436	2.8462	2514.73	2515.73	1.00	1.33	1.33	1.33	80	32
10-Apr-14	10:17	Rainy	008416	2.8629	2.8654	2515.73	2516.73	1.00	1.33	1.33	1.33	80	31
10-Apr-14	13:00	Rainy	008419	2.8602	2.8616	2516.73	2517.73	1.00	1.33	1.33	1.33	80	17
16-Apr-14	09:50	Fine	008426	2.8728	2.8782	2541.73	2542.73	1.00	1.33	1.33	1.33	80	68
16-Apr-14	10:00	Fine	008429	2.8520	2.8627	2542.73	2543.73	1.00	1.33	1.33	1.33	80	134
16-Apr-14	13:00	Fine	008432	2.8499	2.8583	2543.73	2544.73	1.00	1.33	1.33	1.33	80	105
22-Apr-14	09:50	Rainy	008399	2.8516	2.8556	2568.73	2569.73	1.00	1.28	1.28	1.28	77	52
22-Apr-14	10:00	Rainy	008402	2.8436	2.8469	2569.73	2570.73	1.00	1.28	1.28	1.28	77	43
22-Apr-14	13:00	Rainy	008787	2.8455	2.8508	2570.73	2571.73	1.00	1.28	1.28	1.28	77	69
28-Apr-14	08:10	Fine	008907	2.8314	2.8410	2595.73	2596.73	1.00	1.32	1.32	1.32	79	121
28-Apr-14	09:14	Fine	008910	2.8489	2.8546	2596.73	2597.73	1.00	1.32	1.32	1.32	79	72
28-Apr-14	10:19	Fine	008913	2.8439	2.8476	2597.73	2598.73	1.00	1.32	1.32	1.32	79	47



Location: ACL2a - Contractor HK/2012/08 Site office

Report on 24-hour TSP monitoring  
 Action Level ( $\mu\text{g}/\text{m}^3$ ) - 187.3  
 Limit Level ( $\mu\text{g}/\text{m}^3$ ) - 260

Date	Sampling Time	Weather Condition	Filter paper no.	Filter Weight, g		Elapse Time, hr		Sampling Time, hr	Flow Rate, $\text{m}^3/\text{min}$			Total Volume, $\text{m}^3$	TSP Level, $\mu\text{g}/\text{m}^3$
				Initial	Final	Initial	Final		Initial, $Q_{si}$	Final, $Q_{sf}$	Average		
03-Apr-14	08:00	Rainy	008140	2.8105	2.9243	1647.78	1671.78	24.00	1.31	1.31	1.31	1888	60
09-Apr-14	08:00	Rainy	008314	2.8726	2.9955	1674.77	1698.77	24.00	1.31	1.31	1.31	1884	65
16-Apr-14	16:55	Fine	008446	2.8349	3.1420	1705.80	1729.80	24.00	1.31	1.30	1.31	1881	163
21-Apr-14	08:00	Rainy	008395	2.8342	2.9955	1729.81	1753.81	24.00	1.26	1.26	1.26	1816	89
26-Apr-14	08:00	Rainy	008791	2.8671	2.9964	1756.81	1780.81	24.00	1.31	1.30	1.30	1878	69

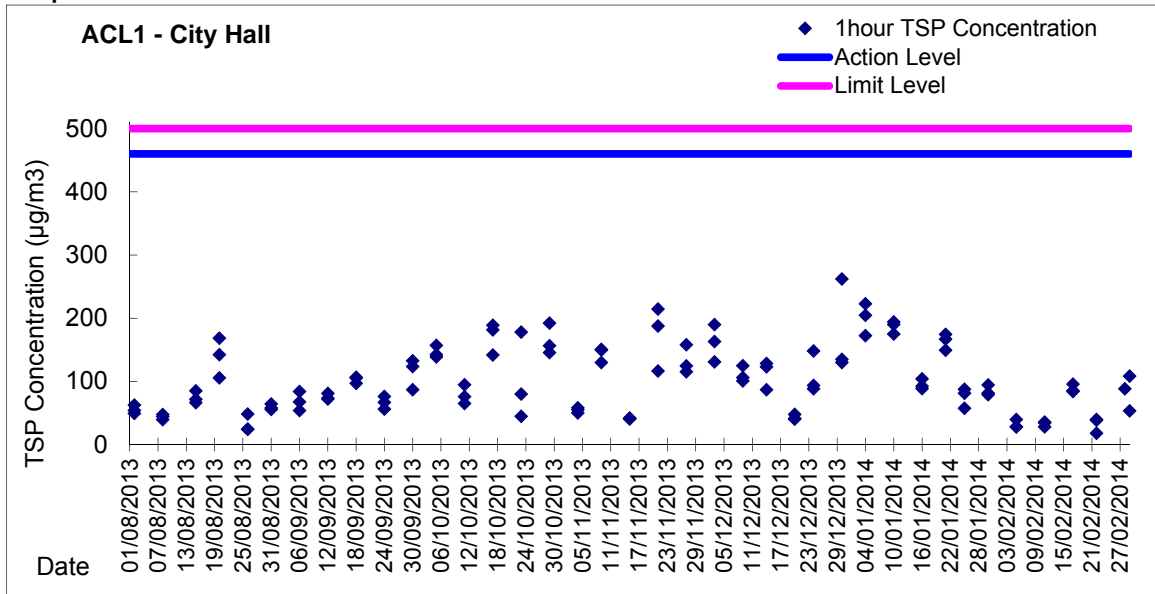
Due to interruption of electricity supply, the 24hr TSP was rescheduled from 15 April 2014 to 16 April 2014.

Report on 1-hour TSP monitoring  
 Action Level ( $\mu\text{g}/\text{m}^3$ ) - 300.1  
 Limit Level ( $\mu\text{g}/\text{m}^3$ ) - 500

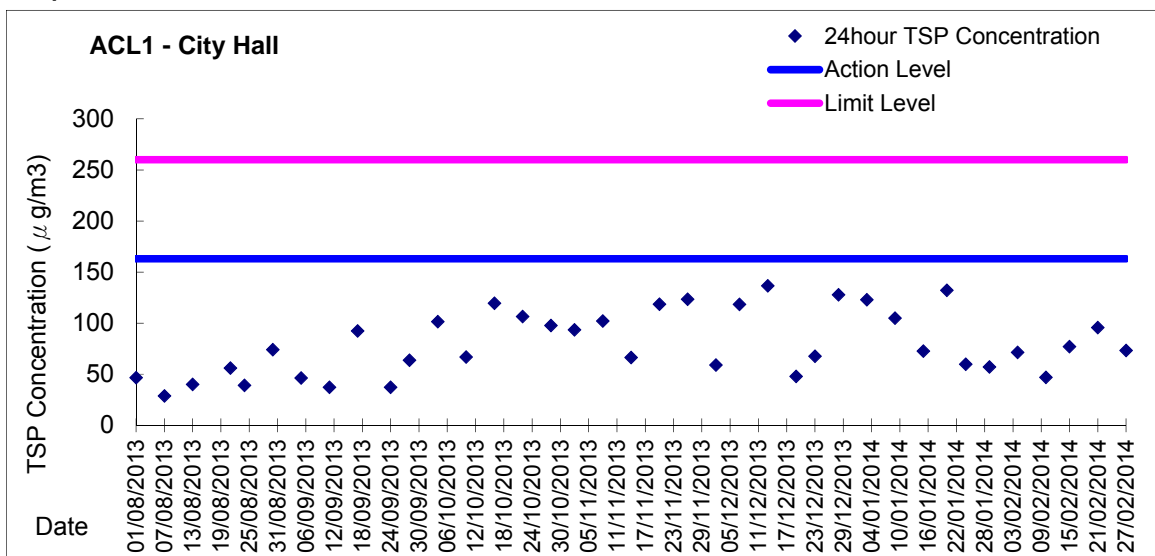
Date	Sampling Time	Weather Condition	Filter paper no.	Filter Weight, g		Elapse Time, hr		Sampling Time, hr	Flow Rate, $\text{m}^3/\text{min}$			Total Volume, $\text{m}^3$	TSP Level, $\mu\text{g}/\text{m}^3$
				Initial	Final	Initial	Final		Initial, $Q_{si}$	Final, $Q_{sf}$	Average		
04-Apr-14	08:33	cloudy	008557	2.8415	2.8492	1671.78	1672.78	1.00	1.31	1.31	1.31	79	98
04-Apr-14	09:40	cloudy	008453	2.8483	2.8610	1672.78	1673.78	1.00	1.31	1.31	1.31	79	161
04-Apr-14	10:44	cloudy	008454	2.8461	2.8578	1673.78	1674.78	1.00	1.31	1.31	1.31	79	149
10-Apr-14	08:50	Rainy	008816	2.8487	2.8500	1698.77	1699.77	1.00	1.31	1.31	1.31	79	17
10-Apr-14	14:50	Rainy	008444	2.8525	2.8572	1699.77	1700.77	1.00	1.31	1.31	1.31	79	60
10-Apr-14	15:53	Rainy	008445	2.8574	2.8610	1700.77	1701.77	1.00	1.31	1.31	1.31	79	46
16-Apr-14	10:10	Fine	008230	2.8273	2.8493	1701.79	1702.79	1.00	1.31	1.31	1.31	78	280
16-Apr-14	14:28	Fine	008226	2.8251	2.8390	1702.79	1703.79	1.00	1.31	1.31	1.31	78	177
16-Apr-14	15:50	Fine	008795	2.8710	2.8846	1703.79	1704.79	1.00	1.31	1.31	1.31	78	173
22-Apr-14	08:34	Rainy	008224	2.8281	2.8352	1753.81	1754.81	1.00	1.28	1.28	1.28	77	92
22-Apr-14	09:46	Rainy	008882	2.8584	2.8653	1754.81	1755.81	1.00	1.28	1.28	1.28	77	90
22-Apr-14	10:53	Rainy	008879	2.8584	2.8674	1755.81	1756.81	1.00	1.28	1.28	1.28	77	117
28-Apr-14	08:13	Fine	008876	2.8665	2.8758	1780.81	1781.81	1.00	1.30	1.30	1.30	78	119
28-Apr-14	09:19	Fine	008823	2.8590	2.8638	1781.81	1782.81	1.00	1.30	1.30	1.30	78	61
28-Apr-14	10:29	Fine	008826	2.8835	2.8903	1782.81	1783.81	1.00	1.30	1.30	1.30	78	87



Graphic Presentation of 1 hour TSP Result

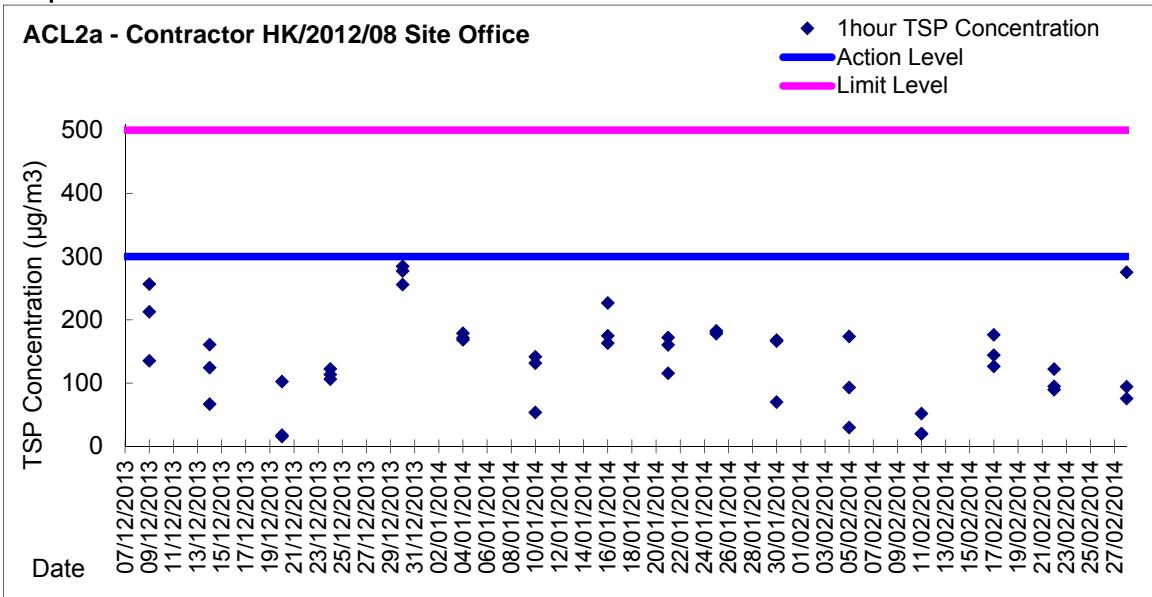


Graphic Presentation of 24 hour TSP Result

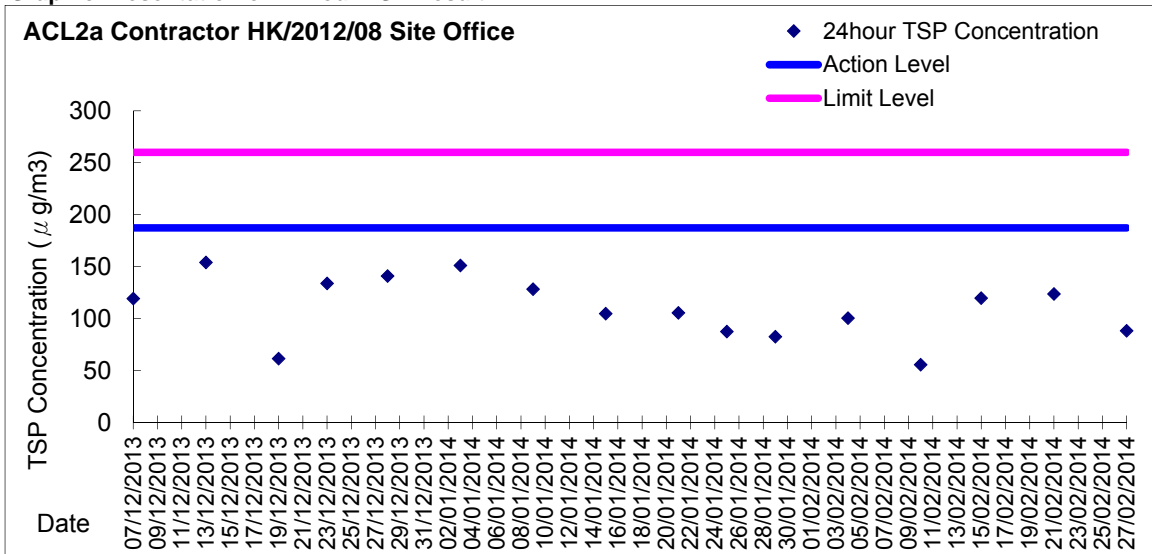




Graphic Presentation of 1 hour TSP Result



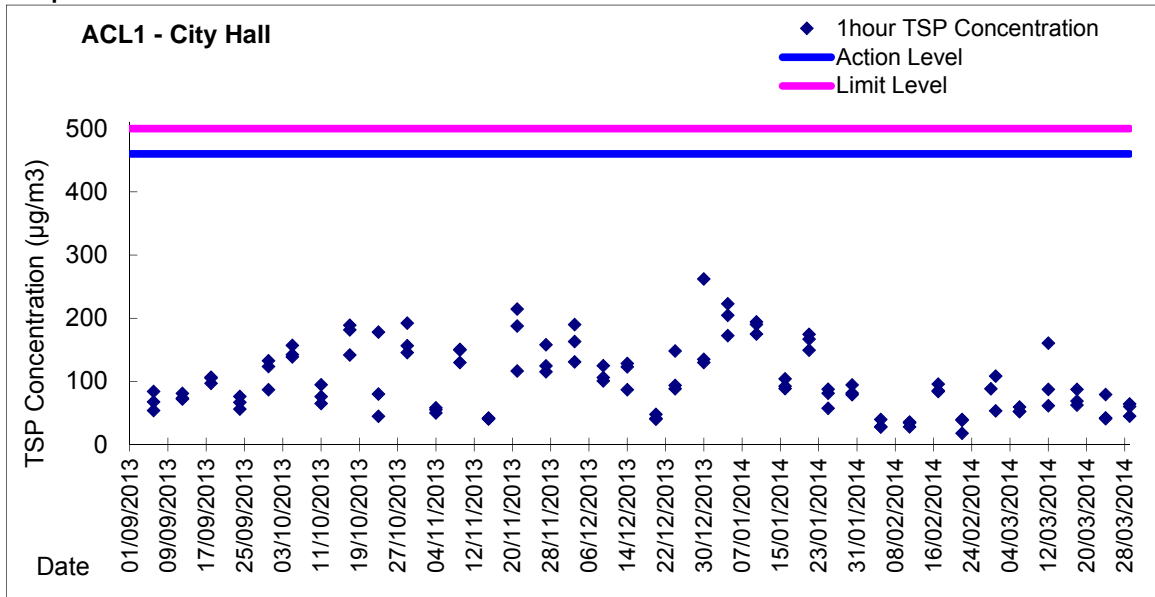
Graphic Presentation of 24 hour TSP Result



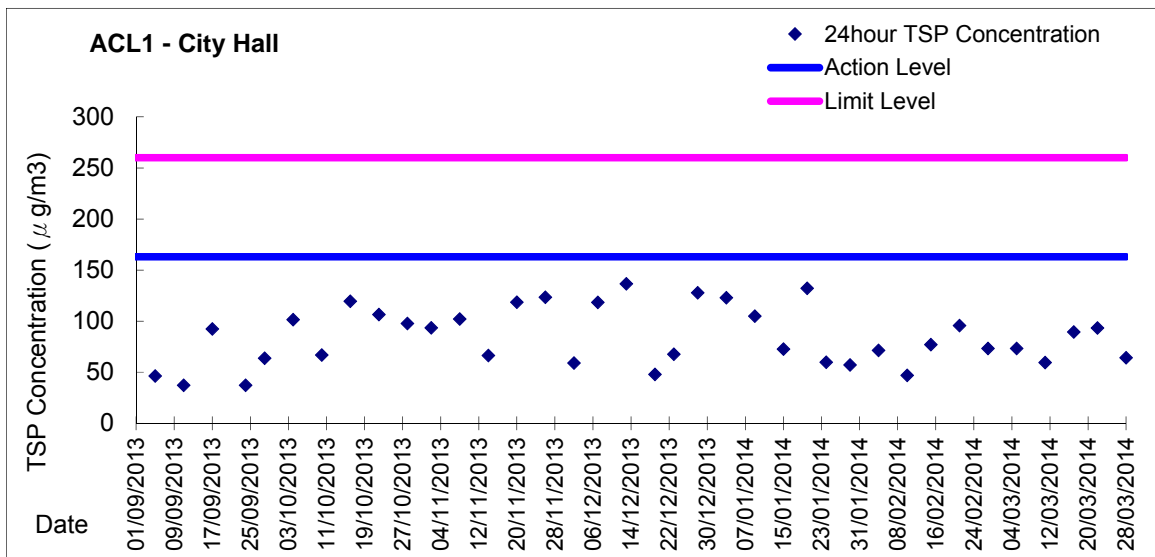




Graphic Presentation of 1 hour TSP Result

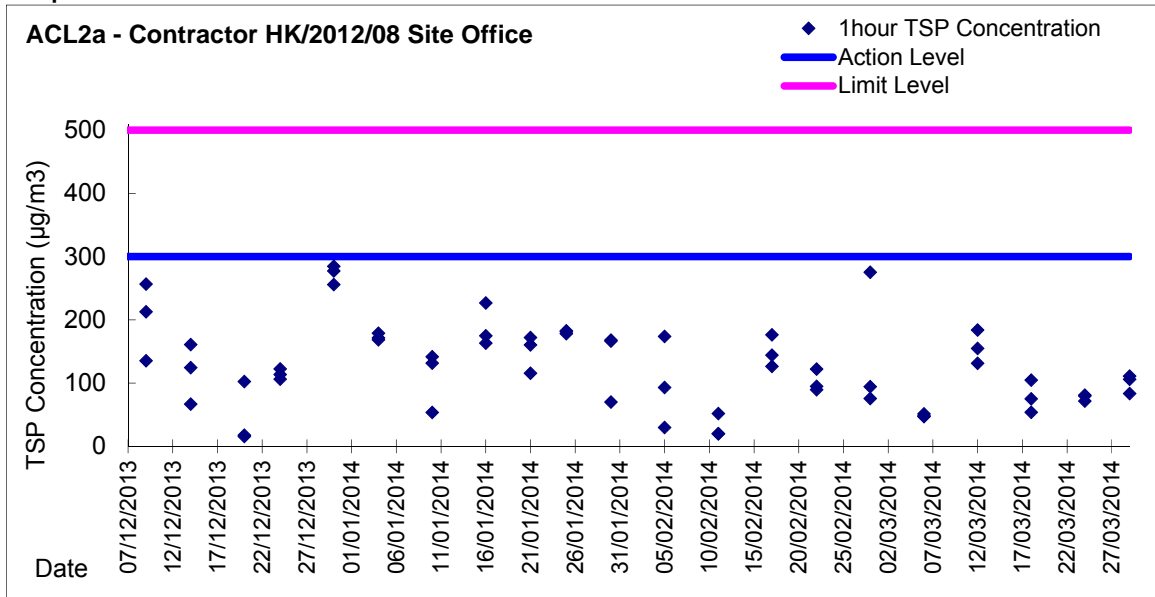


Graphic Presentation of 24 hour TSP Result

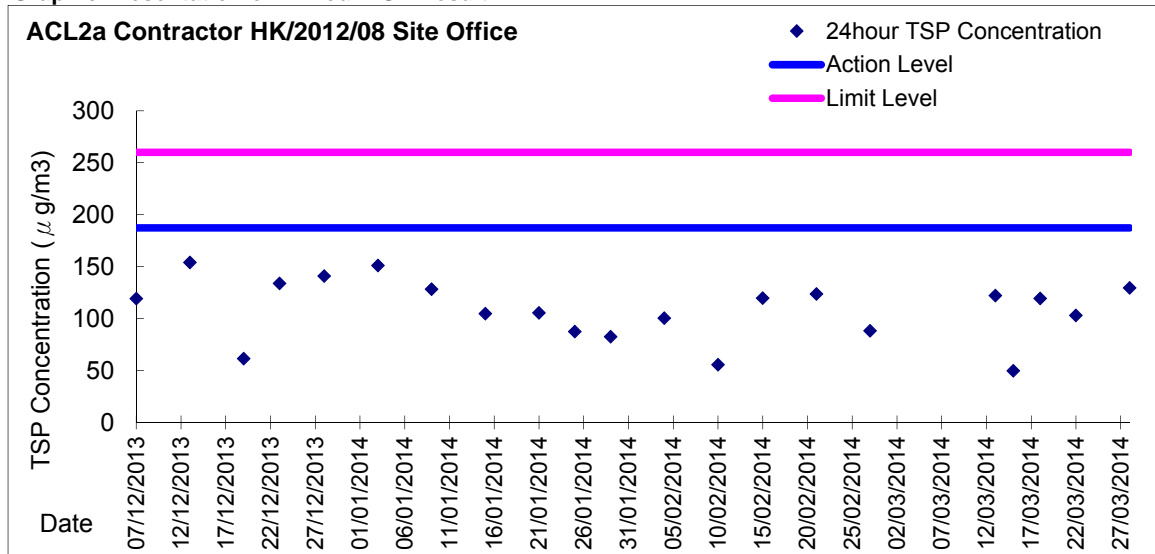




Graphic Presentation of 1 hour TSP Result

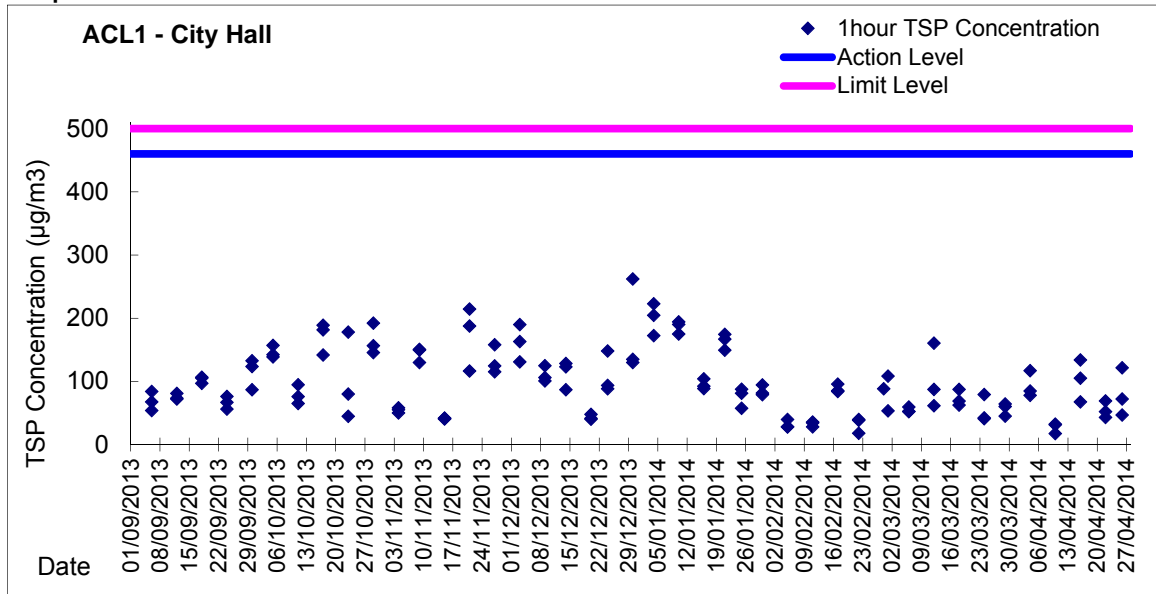


Graphic Presentation of 24 hour TSP Result

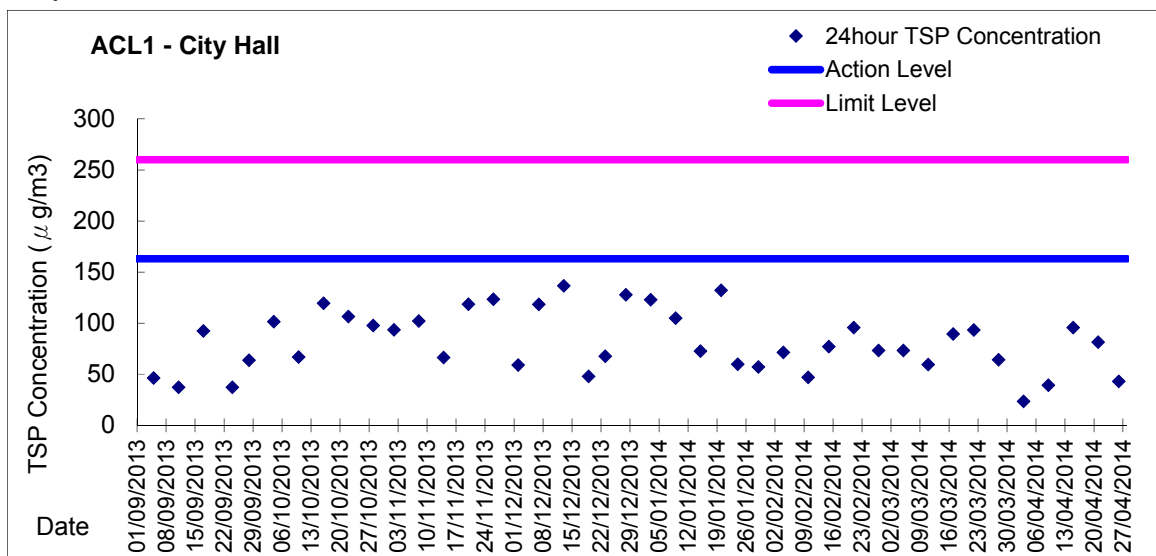




Graphic Presentation of 1 hour TSP Result

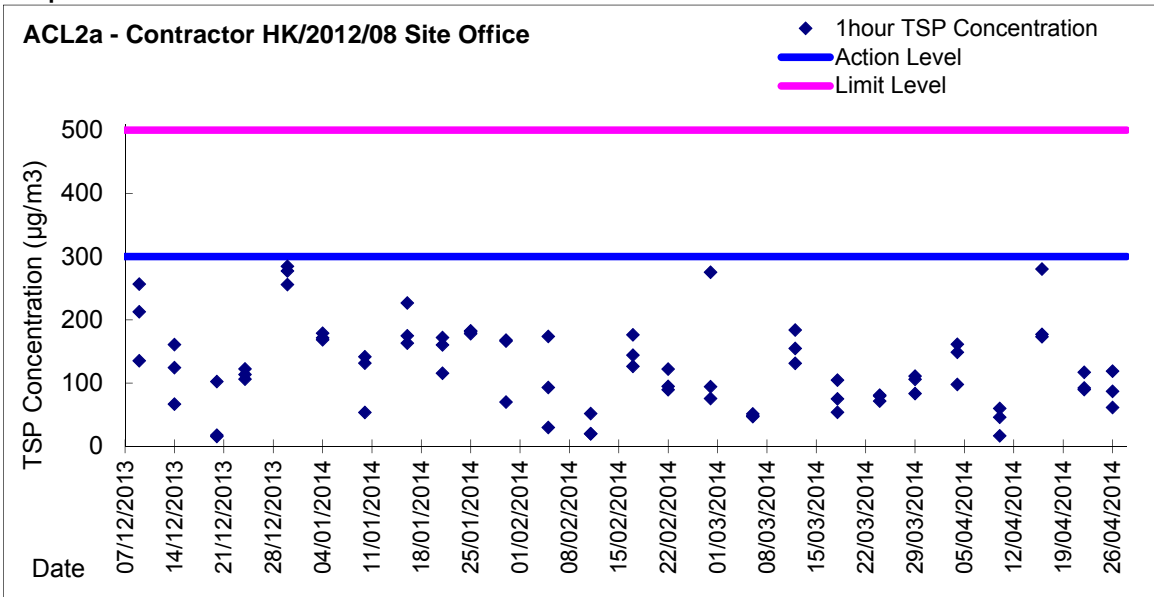


Graphic Presentation of 24 hour TSP Result





Graphic Presentation of 1 hour TSP Result



Graphic Presentation of 24 hour TSP Result

